




SUBMITTAL DATA

CAS24HP230V1R32AH
24000 BTU/H Cassette Heat Pump System

Job Name	Location	Date
Purchaser	Engineer	
Submitted to	For	
Unit Designation	Schedule No.	
		
YBE1FB5F	CAS24HP230V1R32AH	XE72-44/E

GENERAL FEATURES

- AHRI Certificate: 215415516 (Vireo R32), 215415519 (Envo R32), 215415445 (Sapphire R32)
- High Efficiency DC Inverter Technology
- Compact and Quiet Design
- 4 - Way Discharge Air
- Swing Louver Control
- Internal Condensate Drain Pump
- Wireless Remote with LCD Display Included
- XE72-44/E Wired Controller Included
- Low Ambient Cooling and Heating
- (Indoor and Outdoor) Copper Tube / Aluminum Fin
- Blue Colored Fin - 500 Hrs Salt Spray Tested
- New R32 Refrigerant with Refrigerant Sensor

SPECIFICATIONS, FEATURES & FUNCTION SUMMARY

INDOOR MODEL		CAS24HP230V1R32AH			
System Type		HEAT PUMP			
Outdoor Model		VIR24HP230V1R32AO	ENV24HP230V1R32AO	SAP24HP230V1R32AO	
SYSTEM PERFORMANCE					
Cooling	Min - Max	Btu/h	3,600 - 26,500	3,600 - 26,500	3,600 - 26,500
	Capacity @95°F	Btu/h	22,000	22,000	22,000
	Min - Max	Btu/h	4,000 - 33,000	4,000 - 33,000	4,000 - 33,000
Heating	Capacity @47°F	Btu/h	24,000	24,000	24,000
	Capacity @17°F	Btu/h	15,600	15,600	15,600
	Capacity Max @5°F	Btu/h	16,800	7,600	17,000
SEER2			22.5	22.5	23.0
EER2			11.6	11.6	12.5
HSPF2			9.0	9.0	9.0
COP @5°F			1.80	1.80	1.80
Cooling Temperature Range		°F		-20 - 122	
Heating Temperature Range		°F		-22 - 86	
Refrigerant Type				R32	
INDOOR UNIT		CAS24HP230V1R32AH			
Air flow (Min-Max)		CFM	440 - 560		
Sound Pressure Level (Min - Max)		dB(A)	39 - 45		
Dehumidification		pt/hr	5.28		
External Dimensions (L x D x H)		in	33-5/64 x 33-5/64 x 9-29/64		
Package Dimension (L x W x H)		in	37-29/32 x 37-29/32 x 12-51/64		
Net Weight		lbs	63.9		
Gross Weight		lbs	83.8		
CASSETTE GRILLE (REQUIRED)		GREETF06			
Grille Dimension (L x D x H)		in	37-13/32 x 37-13/32 x 2-3/64		
Package Dimension (L x W x H)		in	40-43/64 x 40-55/64 x 4-13/32		
Weight (Net / Gross)		lbs	13.23 / 20.948		
OUTDOOR UNIT		VIR24HP230V1R32AO	ENV24HP230V1R32AO	SAP24HP230V1R32AO	
Sound Pressure Level		dB(A)	58	61	62
External Dimensions (L x D x H)		in	37-23/32 x 15-53/64 x 25-63/64	39-3/8 x 16-13/16 x 29-3/8	39-3/8 x 16-13/16 x 29-3/8
Package Dimension (L x W x H)		in	40-5/8 x 17-61/64 x 29-1/64	42-33/64 x 19-1/64 x 31-57/64	42-33/64 x 19-1/64 x 31-57/64
Net Weight		lbs	92.6	103.6	115.8
Gross Weight		lbs	102.5	114.7	126.8
REFRIGERANT PIPING					
Refrigerant Charge - R410A		oz	42.3	49.4	56.4
Additional Charge		oz/ft	0.4	0.4	0.4
Line Set Sized by Indoor Unit (Liquid - Gas)		in		1/4 - 5/8	
Line Set Size (Liquid - Gas) - Flared Connections		in	1/4 - 5/8	1/4 - 5/8	1/4 - 5/8
Pre-Charge Length		ft		25	
Pipe Length (Min - Max)		ft	10 - 131	10 - 131	10 - 131
Max. Pipe Elevation		ft	82	82	82
ELECTRICAL					
Power Supply			208-230V / 1Ph / 60Hz (Powered by the Outdoor Unit)		
Voltage Range (Min - Max)		VAC	187 - 253		
Rated Current - Cooling		A	13	5.9	14
Rated Current - Heating		A	15.5	7.8	21.5
MCA		A	22	11	25
MOCP		A	30	15	40
Suggested Breaker Size		A	25	15	25
Main Power Wire Size		AWG	Per Local Code		
Interconnecting Wire Size		AWG	14 / 4		

FEATURES & FUNCTIONS SUMMARY

SYSTEM FEATURES

Inverter Type	G20 with Field Oriented control (FOC)
Ultra Low Frequency Torque Control	Yes
Power Factor Correction	Yes
Compressor Type - Inverter	High Efficiency Rotary
Basepan With Electric Heater	Yes
Indoor & Outdoor Fin Coating (Blue Fin)	Yes
Intelligent Defrosting	Yes
Intelligent Preheating	Yes
Low Voltage Startup	Yes
Memory/Power Failure Recovery	Yes
Self Diagnosis	Yes
Wired Controller Interface	Yes
WiFi Included	No
Indoor Fan Type	Centrifugal
Multi Fan Speeds	4 Speeds
Indoor Unit Display	Yes
Auxiliary Electrical Heater	No
Ventilation (Outdoor Air)	Yes

REMOTE CONTROLLER FUNCTIONS

Auto Mode	Yes
Auto Fan	Yes
Auto Swing (Horizontal Auto Swing)	No
Auto Swing - 180° (Vertical Auto Swing)	Yes
Clock	Yes
Dry Mode	Yes
Dry Anti-Mildew (X-Fan) Mode	Yes
Energy Saving Mode	Yes
Dirty Filter Alert	No
Fan Speed Control (7 Speeds)	Yes
I Feel Function	Yes
Privacy Lock	Yes
Quiet Mode	Yes
Room Temperature Display	No
Sleep Mode	Yes
3 Sleep Mode Options	Yes
Timer Mode	Yes
Turbo Mode	Yes
Display On/Off Control	Yes
Freeze Guard Mode	Yes
Power Failure Mode	Yes

NOTE:

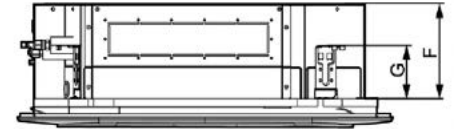
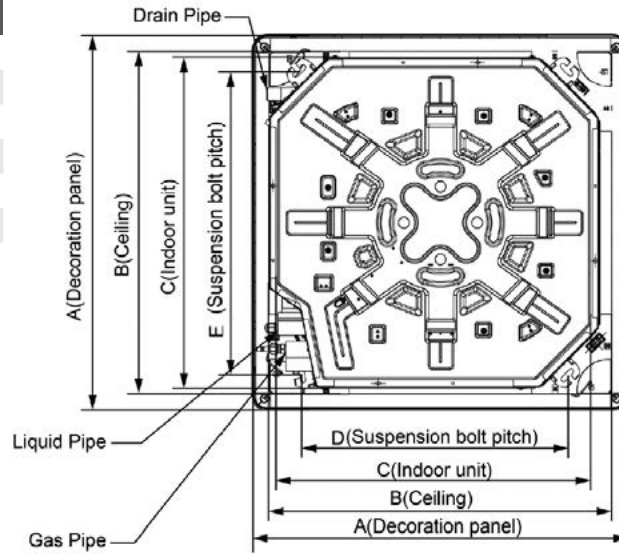
Please check the Multi-zone submittals for Non-Ducted or Mixed Performance table.

DIMENSIONS

INDOOR UNIT

Unit: inch

CAS24HP230V1R32AH	
DIMENSIONS	
A	37 13/32
B	34 1/4
C	33 5/64
D	26 49/64
E	30 45/64
F	9 29/64
G	5 5/16



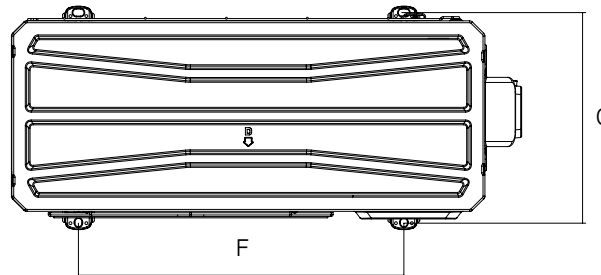
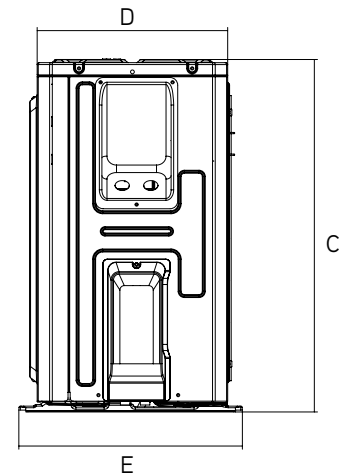
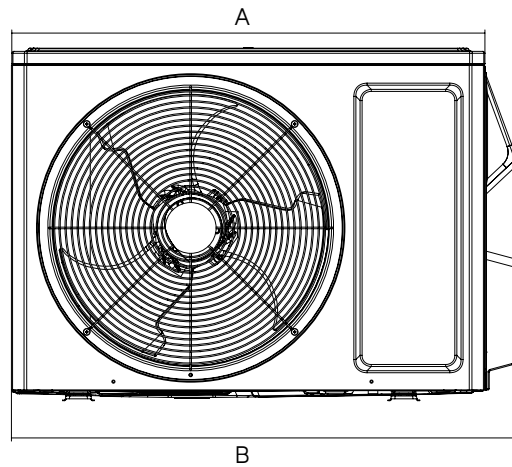
OUTDOOR UNIT

Unit: inch

VIR24HP230V1R32AO	
DIMENSIONS	
A	35
B	37 23/32
C	25 63/64
D	13 25/64
E	15 53/64
F	22 7/16
G	14 39/64

ENV24HP230V1R32AO	
DIMENSIONS	
A	36 11/32
B	39 3/8
C	29 3/8
D	14 17/32
E	16 13/16
F	24 1/64
G	15 35/64

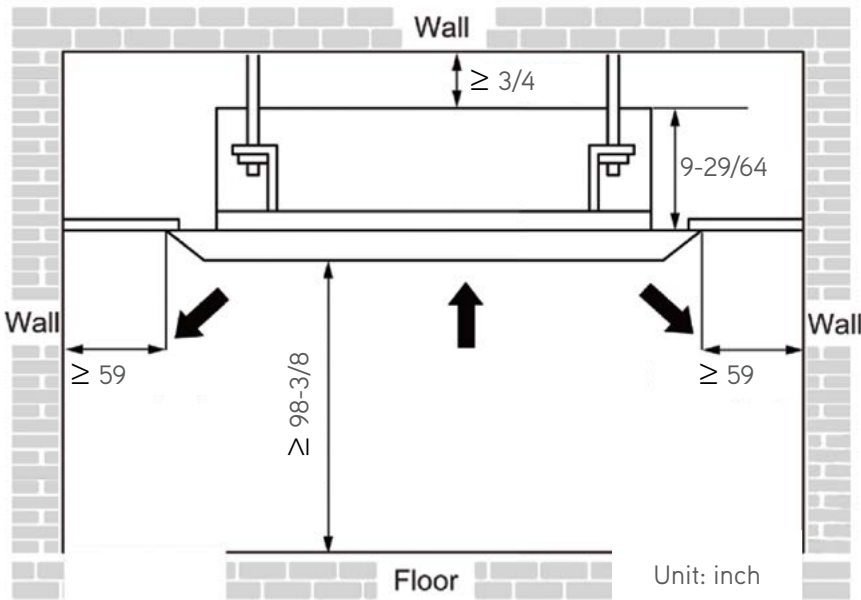
SAP24HP230V1R32AO	
DIMENSIONS	
A	36 11/32
B	39 3/8
C	29 3/8
D	14 17/32
E	16 13/16
F	24 1/64
G	15 35/64



CLEARANCES

INDOOR UNIT

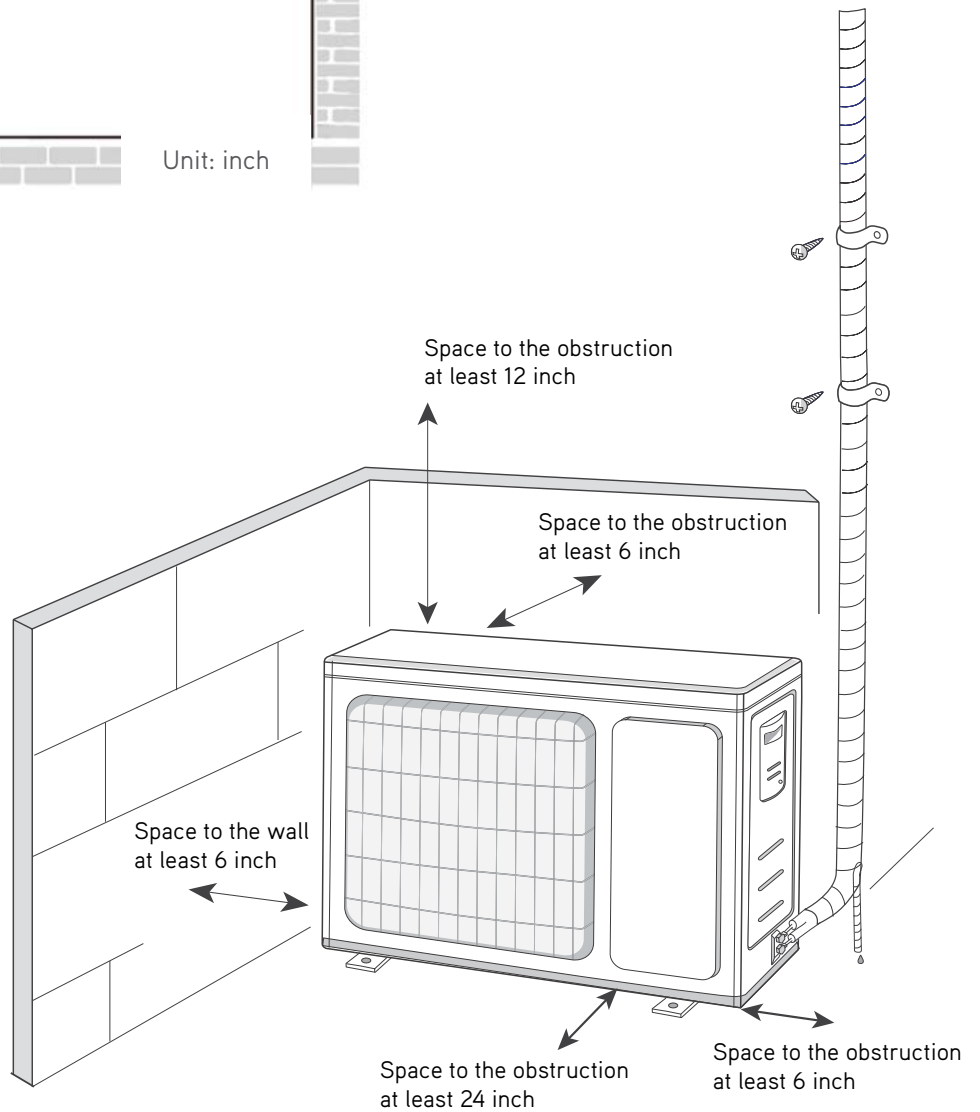
Minimum clearance



OUTDOOR UNIT

Minimum clearance

NOTE:
If bottom of the unit is free of airflow obstructions similar to the mounting bracket figure, the clearance to the wall on the back can be reduced to 3 inches.



Specifications are subject to change without notice. Manufacturer reserves the right to discontinue or modify specifications or designs without notice or without incurring obligations. All Rights reserved.

GREECOMFORT.COM/SYSTEM-DOCUMENTATION