




SUBMITTAL DATA

CAS30HP230V1R32AH
30000 BTU/H Cassette Heat Pump System

Job Name	Location	Date
Purchaser	Engineer	
Submitted to	For	
Unit Designation	Schedule No.	

 <p>YBE1FB5F</p>	 <p>CAS30HP230V1R32AH</p>	 <p>XE72-44/E</p>
---	--	--

GENERAL FEATURES

- AHRI Certificate: 215413820 (Livo R32 30Btu/h)
- High Efficiency DC Inverter Technology
- Compact and Quiet Design
- 4 - Way Discharge Air
- Swing Louver Control
- Internal Condensate Drain Pump
- Wireless Remote with LCD Display Included
- XE72-44/E Wired Controller Included
- Low Ambient Cooling and Heating
- (Indoor and Outdoor) Copper Tube / Aluminum Fin
- Blue Colored Fin - 500 Hrs Salt Spray Tested
- New R32 Refrigerant with Refrigerant Sensor

SPECIFICATIONS, FEATURES & FUNCTION SUMMARY

INDOOR MODEL			CAS30HP230V1R32AH	FEATURES & FUNCTIONS SUMMARY		
System Type			HEAT PUMP			
Outdoor Model			LIV30HP230V1R32AO			
SYSTEM PERFORMANCE					SYSTEM FEATURES	
Cooling	Min - Max	Btu/h	16,878 - 34,980		Inverter Type	G20 with Field Oriented control (FOC)
	Capacity @95°F	Btu/h	30,000		Ultra Low Frequency Torque Control	Yes
Heating	Min - Max	Btu/h	16,790 - 38,998		Power Factor Correction	Yes
	Capacity @47°F	Btu/h	30,000		Compressor Type - Inverter	High Efficiency Rotary
	Capacity @17°F	Btu/h	18,600		Basepan With Electric Heater	Yes
	Capacity Max @5°F	Btu/h	21,000		Indoor & Outdoor Fin Coating (Blue Fin)	Yes
SEER2			22.50		Intelligent Defrosting	Yes
EER2			11.25		Intelligent Preheating	Yes
HSPF2			8.5		Low Voltage Startup	Yes
COP @5°F			1.80		Memory/Power Failure Recovery	Yes
Cooling Temperature Range		°F	0 - 118		Self Diagnosis	Yes
Heating Temperature Range		°F	-13 - 75		Wired Controller Interface	Yes
Refrigerant Type			R32		WiFi Included	No
INDOOR UNIT			CAS30HP230V1R32AH		Indoor Fan Type	Centrifugal
Air flow (Min-Max)		CFM	647 - 1000		Multi Fan Speeds	4 Speeds
Sound Pressure Level (Min - Max)		dB(A)	38 - 51		Indoor Unit Display	Yes
Dehumidification		pt/hr	7.40		Auxiliary Electrical Heater	No
External Dimensions (L x D x H)		in	33-5/64 x 33-5/64 x 9-29/64		Ventilation (Outdoor Air)	Yes
Package Dimension (L x W x H)		in	36-47/64 x 35-35/64 x 10-45/64		REMOTE CONTROLLER FUNCTIONS	
Net Weight		lbs	49.6		Auto Mode	Yes
Gross Weight		lbs	62.8		Auto Fan	Yes
CASSETTE GRILLE (REQUIRED)			GREETF06		Auto Swing (Horizontal Auto Swing)	No
Grille Dimension (L x D x H)		in	37-13/32 x 37-13/32 x 2-3/64		Auto Swing - 180° (Vertical Auto Swing)	Yes
Package Dimension (L x W x H)		in	40-43/64 x 40-55/64 x 4-13/32		Clock	Yes
Weight (Net / Gross)		lbs	13.23 / 20.948		Dry Mode	Yes
OUTDOOR UNIT			LIV30HP230V1R32AO		Dry Anti-Mildew (X-Fan) Mode	Yes
Sound Pressure Level		dB(A)	62		Energy Saving Mode	Yes
External Dimensions (L x D x H)		in	39-3/8 x 15-13/16 x 29-3/8		Dirty Filter Alert	No
Package Dimension (L x W x H)		in	42-33/64 x 19-1/64 x 31-57/64		Fan Speed Control (7 Speeds)	Yes
Net Weight		lbs	116.8		I Feel Function	Yes
Gross Weight		lbs	127.9		Privacy Lock	Yes
REFRIGERANT PIPING					Quiet Mode	Yes
Refrigerant Charge - R410A		oz	56.4		Room Temperature Display	No
Additional Charge		oz/ft	0.4		Sleep Mode	Yes
Line Set Sized by Indoor Unit (Liquid - Gas)		in	1/4 - 5/8		3 Sleep Mode Options	Yes
Line Set Size (Liquid - Gas) - Flared Connections		in	1/4 - 5/8		Timer Mode	Yes
Pre-Charge Length		ft	25		Turbo Mode	Yes
Pipe Length (Min - Max)		ft	10 - 131		Display On/Off Control	Yes
Max. Pipe Elevation		ft	82		Freeze Guard Mode	Yes
ELECTRICAL					Power Failure Mode	Yes
Power Supply			208-230V / 1Ph / 60Hz (Powered by the Outdoor Unit)			
Voltage Range (Min - Max)		VAC	187 - 253			
Rated Current - Cooling		A	20			
Rated Current - Heating		A	20			
MCA		A	25.6			
MOCP		A	35			
Suggested Breaker Size		A	30			
Main Power Wire Size		AWG	Per Local Code			
Interconnecting Wire Size		AWG	14 / 4			

DIMENSIONS

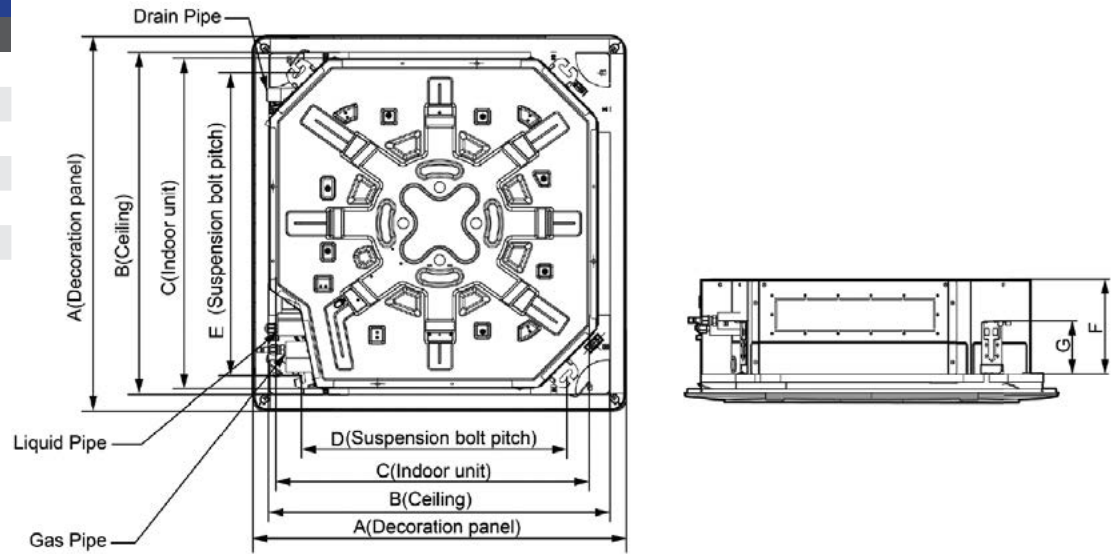
INDOOR UNIT

Unit: inch

CAS30HP230V1R32AH

DIMENSIONS

A	37 13/32
B	35 3/64
C	33 5/64
D	26 49/64
E	30 45/64
F	9 29/64
G	5 5/16



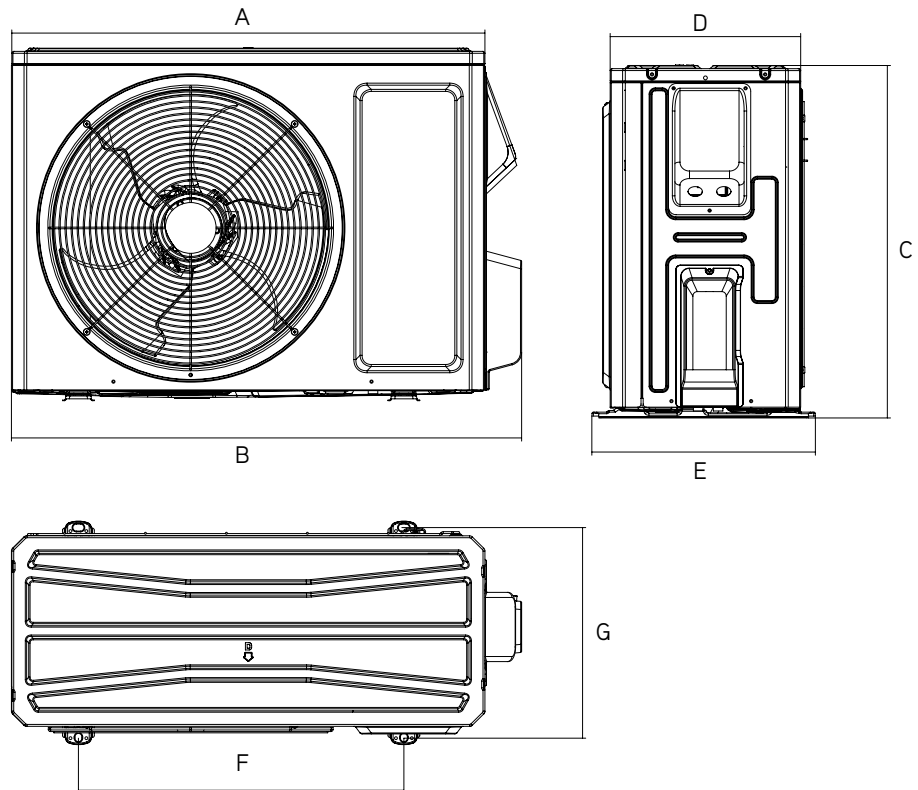
OUTDOOR UNIT

Unit: inch

LIV30HP230V1R32AO

DIMENSIONS

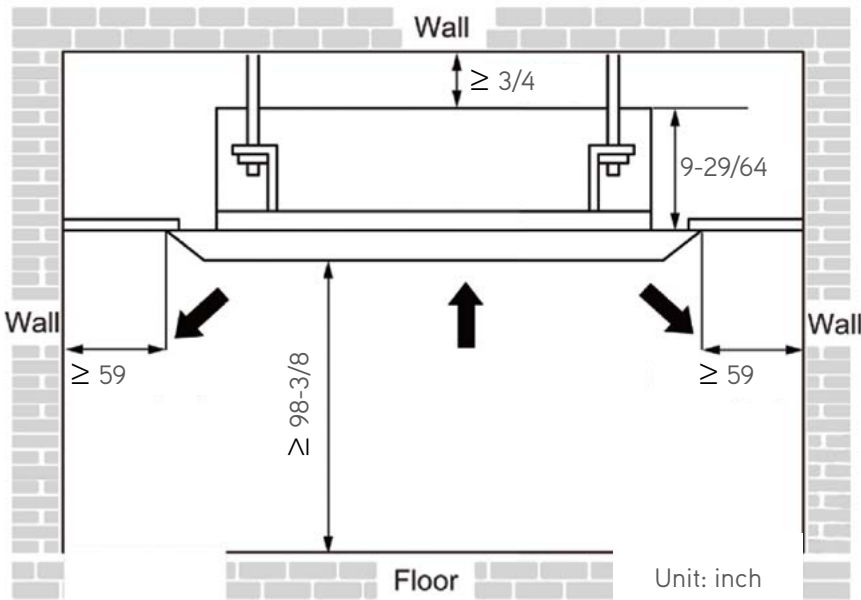
A	36 11/32
B	39 3/8
C	29 3/8
D	14 17/32
E	16 13/16
F	24 1/64
G	15 35/64



CLEARANCES

INDOOR UNIT

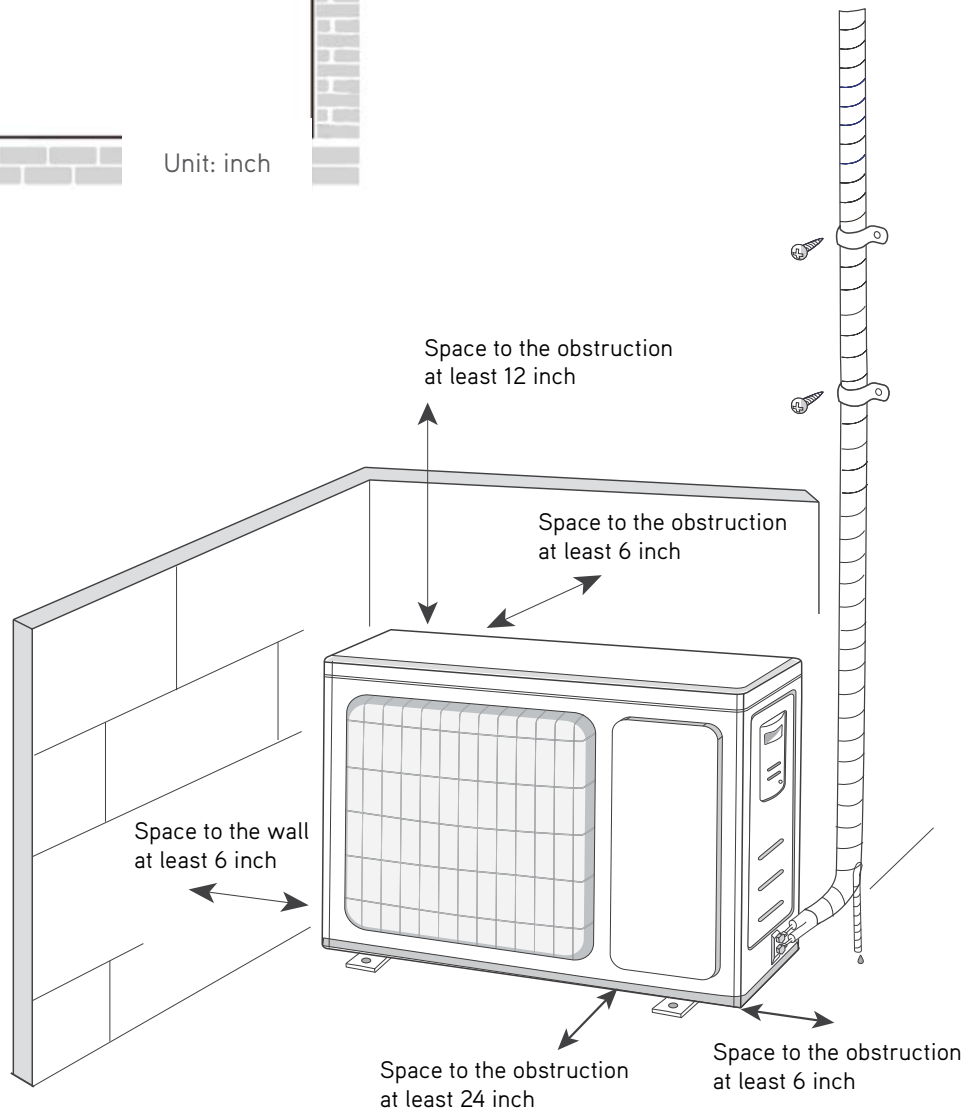
Minimum clearance



OUTDOOR UNIT

Minimum clearance

NOTE:
If bottom of the unit is free of airflow obstructions similar to the mounting bracket figure, the clearance to the wall on the back can be reduced to 3 inches.



Specifications are subject to change without notice. Manufacturer reserves the right to discontinue or modify specifications or designs without notice or without incurring obligations. All Rights reserved.