




SUBMITTAL DATA

CON09HP230V1R32AH
9000 BTU/H Mini Console Heat Pump System

Job Name	Location	Date
Purchaser	Engineer	
Submitted to	For	
Unit Designation	Schedule No.	

		
YBE1FB5F	CON09HP230V1R32AH	XE72-44/E (Optional)

GENERAL FEATURES

- AHRI Certificate: 215413816 (Vireo R32), 215413811 (Envo R32), 215415550 (Sapphire R32)
- Quiet Operation and Multi-Speed Fan
- 2-Way Discharge Air
- Swing Louver Control
- Multi-Directional Air Flow
- Wireless Remote with LCD Display Included
- Optional XE72-44/E Wired Controller
- Low Ambient Cooling and Heating
- (Indoor and Outdoor) Copper Tube / Aluminum Fin
- Blue Colored Fin - 500 Hrs Salt Spray Tested
- New R32 Refrigerant with Refrigerant Sensor

SPECIFICATIONS, FEATURES & FUNCTION SUMMARY

INDOOR MODEL		CON09HP230V1R32AH			
System Type		HEAT PUMP			
Outdoor Model		VIR09HP230V1R32AO	ENV09HP230V1R32AO	SAP09HP230V1R32AO	
SYSTEM PERFORMANCE					
Cooling	Min - Max	Btu/h	7,224 - 14,448	7,224 - 14,448	3,923 - 9,946
	Capacity @95°F	Btu/h	9,100	9,100	9,100
	Min - Max	Btu/h	5,655 -13,600	5,655 -13,600	4,963 - 12,262
Heating	Capacity @47°F	Btu/h	10,500	10,500	10,500
	Capacity @17°F	Btu/h	6,600	6,600	6,400
	Capacity Max @5°F	Btu/h	8,700	8,700	10,000
SEER2			23.0	23.0	23.3
EER2			15.00	15.00	15.3
HSPF2			9.4	9.4	9.5
COP @5°F			1.75	1.75	1.75
Cooling Temperature Range		°F		-20 - 122	
Heating Temperature Range		°F		-22 - 86	
Refrigerant Type				R32	
INDOOR UNIT		CON09HP230V1R32AH			
Air flow (Min-Max)		CFM	188 - 383		
Sound Pressure Level (Min - Max)		dB(A)	26 - 42		
Dehumidification		pt/hr	1.69		
External Dimensions (L x D x H)		in	27-9/16 x 8-15/32 x 23-5/8		
Package Dimension (L x W x H)		in	31-1/32 x 11-9/64 x 27-7/16		
Net Weight		lbs	33.1		
Gross Weight		lbs	39.7		
OUTDOOR UNIT		VIR09HP230V1R32AO	ENV09HP230V1R32AO	SAP09HP230V1R32AO	
Sound Pressure Level		dB(A)	52	52	56
External Dimensions (L x D x H)		in	31-37/64 x 13-25/32 x 21-27/32	31 37/64 x 13 25/32 x 21 27/32	34-3/8 x 14-51/64 x 21-27/32
Package Dimension (L x W x H)		in	34-21/64 x 15-43/64 x 24-13/32	34 21/64 x 15 43/64 x 24 13/32	37-7/16 x 16-31/32 x 24-13/32
Net Weight		lbs	70.6	70.6	78.3
Gross Weight		lbs	76.1	76.1	84.9
REFRIGERANT PIPING					
Refrigerant Charge - R410A		oz	30	30	35.3
Additional Charge		oz/ft	0.2	0.2	0.2
Line Set Sized by Indoor Unit (Liquid - Gas)		in		1/4 - 3/8	
Line Set Size (Liquid - Gas) - Flared Connections		in	1/4 - 3/8	1/4 - 3/8	1/4 - 1/2
Pre-Charge Length		ft		25	
Pipe Length (Min - Max)		ft	10 - 66	10 - 66	10 - 131
Max. Pipe Elevation		ft	40	40	82
ELECTRICAL					
Power Supply		208-230V / 1Ph / 60Hz (Powered by the Outdoor Unit)			
Voltage Range (Min - Max)		VAC	187 - 253		
Rated Current - Cooling		A	4.73	4.73	5.9
Rated Current - Heating		A	6	6	7.6
MCA		A	10	10	11
MOCP		A	15	15	15
Suggested Breaker Size		A	10	10	15
Main Power Wire Size		AWG	Per Local Code		
Interconnecting Wire Size		AWG	14 / 4		

FEATURES & FUNCTIONS SUMMARY

SYSTEM FEATURES

Inverter Type	G20 with Field Oriented control (FOC)
Ultra Low Frequency Torque Control	Yes
Power Factor Correction	Yes
Compressor Type - Inverter	High Efficiency Rotary
Basepan With Electric Heater	Yes
Indoor & Outdoor Fin Coating (Blue Fin)	Yes
Intelligent Defrosting	Yes
Intelligent Preheating	Yes
Low Voltage Startup	Yes
Memory/Power Failure Recovery	Yes
Self Diagnosis	Yes
Wired Controller Interface	Yes
WiFi Included	No
Indoor Fan Type	Centrifugal
Multi Fan Speeds	7 Speeds
Indoor Unit Display	No
Auxiliary Electrical Heater	No
Ventilation (Outdoor Air)	No

REMOTE CONTROLLER FUNCTIONS

Auto Mode	Yes
Auto Fan	Yes
Auto Swing (Horizontal Auto Swing)	No
Auto Swing - 180° (Vertical Auto Swing)	Yes
Clock	Yes
Dry Mode	Yes
Dry Anti-Mildew (X-Fan) Mode	Yes
Energy Saving Mode	Yes
Dirty Filter Alert	No
Fan Speed Control (7 Speeds)	Yes
I Feel Function	Yes
Privacy Lock	Yes
Quiet Mode	Yes
Room Temperature Display	No
Sleep Mode	Yes
3 Sleep Mode Options	Yes
Timer Mode	Yes
Turbo Mode	Yes
Display On/Off Control	Yes
Freeze Guard Mode	Yes
Power Failure Mode	Yes

NOTE:

Please check the Multi-zone submittals for Non-Ducted or Mixed Performance table.

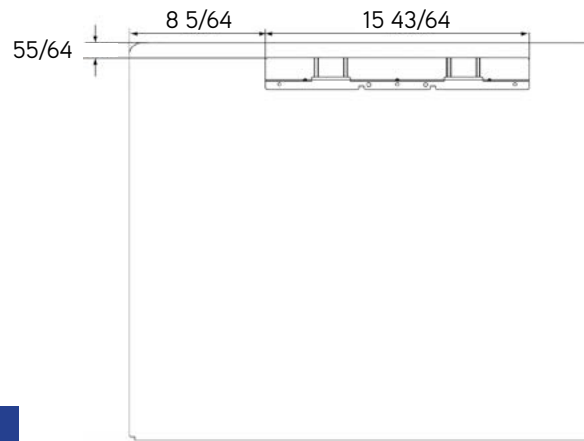
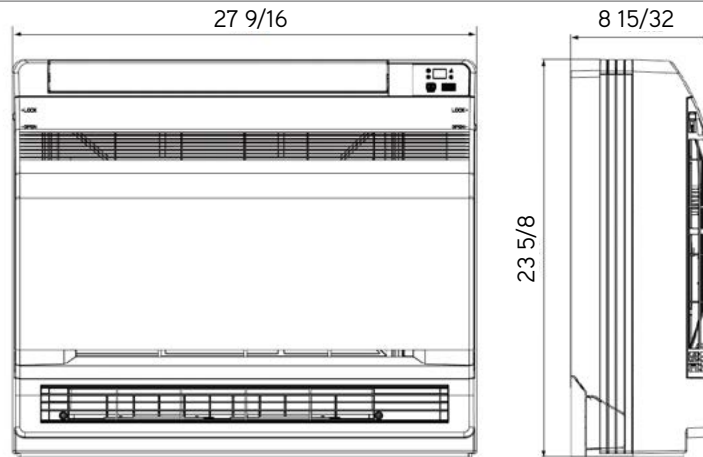
DIMENSIONS

INDOOR UNIT

Unit: inch

CON09HP230V1R32AH

DIMENSIONS



OUTDOOR UNIT

Unit: inch

VIR09HP230V1R32AO

DIMENSIONS

A	$29 \frac{21}{64}$
B	$31 \frac{37}{64}$
C	$21 \frac{27}{32}$
D	$11 \frac{13}{16}$
E	$13 \frac{25}{32}$
F	$20 \frac{5}{32}$
G	$13 \frac{5}{64}$

ENV09HP230V1R32AO

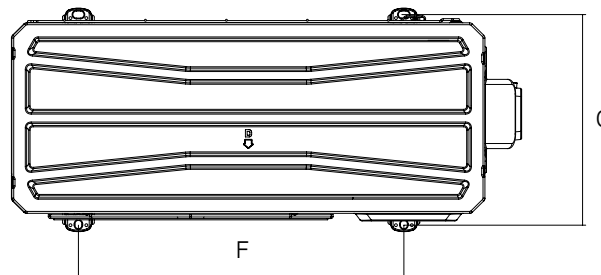
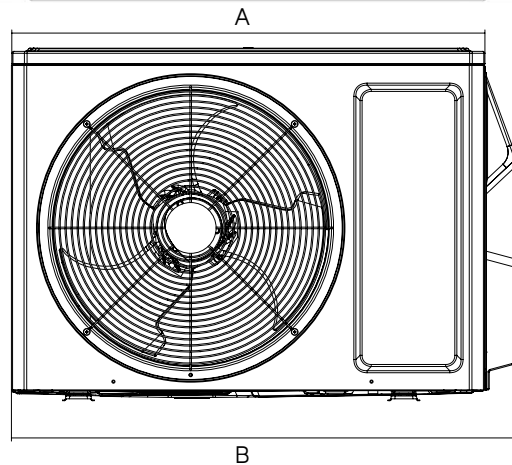
DIMENSIONS

A	$29 \frac{21}{64}$
B	$31 \frac{37}{64}$
C	$21 \frac{27}{32}$
D	$11 \frac{13}{16}$
E	$13 \frac{25}{32}$
F	$20 \frac{5}{32}$
G	$13 \frac{5}{64}$

SAP09HP230V1R32AO

DIMENSIONS

A	$31 \frac{11}{16}$
B	$34 \frac{3}{8}$
C	$21 \frac{27}{32}$
D	$13 \frac{1}{64}$
E	$14 \frac{51}{64}$
F	$20 \frac{25}{32}$
G	$13 \frac{21}{32}$



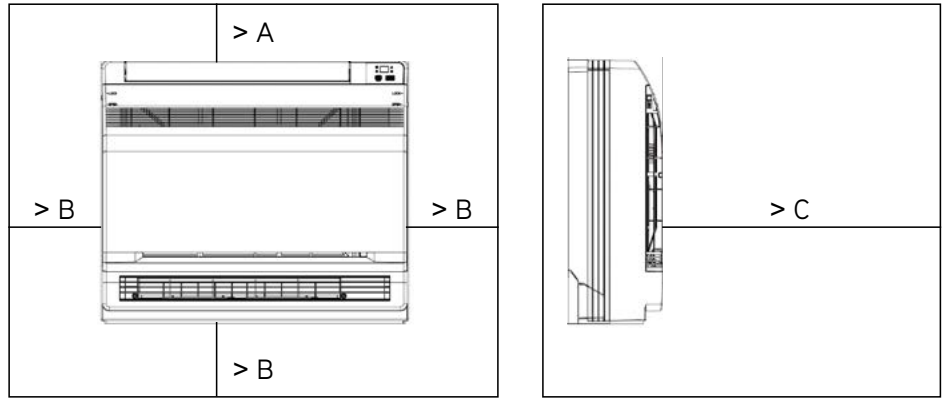
CLEARANCES

INDOOR UNIT

Minimum clearance

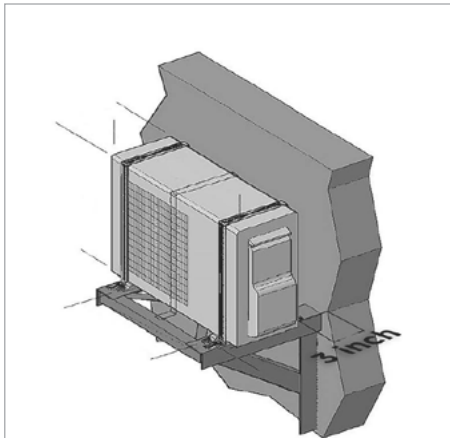
DIMENSIONS	
A	2-3/4
B	2
C	39

Unit: inch



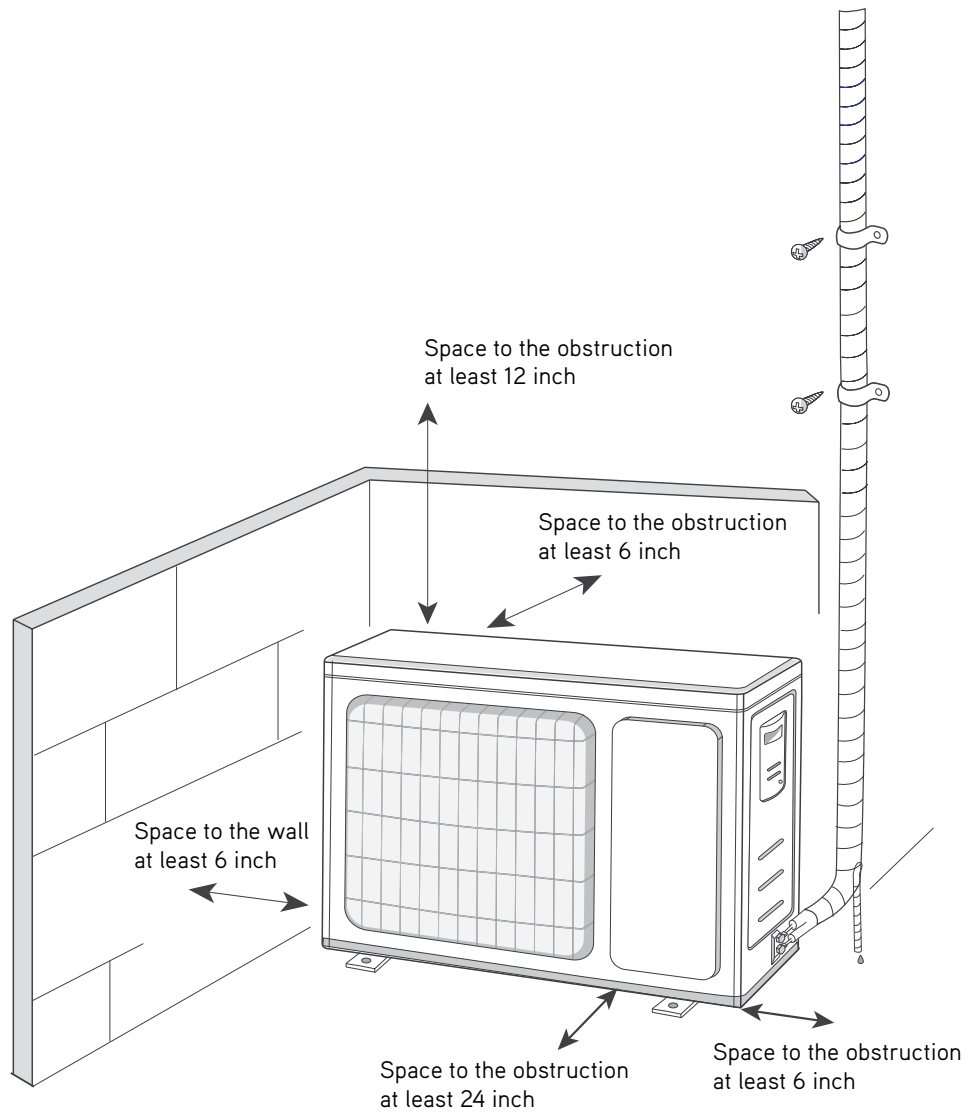
OUTDOOR UNIT

Minimum clearance



NOTE:

If bottom of the unit is free of airflow obstructions similar to the mounting bracket figure, the clearance to the wall on the back can be reduced to 3 inches.



Specifications are subject to change without notice. Manufacturer reserves the right to discontinue or modify specifications or designs without notice or without incurring obligations. All Rights reserved.