




SUBMITTAL DATA

LIV12HP230V1R32AH for Use with Multi R32
12000 BTU/H Wall Mounted Unit

Job Name	Location	Date
Purchaser	Engineer	
Submitted to	For	
Unit Designation	Schedule No.	

 <p>YBE1FB1F</p>	 <p>LIV12HP230V1R32AH</p>	 <p>XE71 (Optional)</p>
---	--	--

GENERAL FEATURES

- New R32 Refrigerant
- Compact and Quiet Design
- Wireless Remote with LCD Display
- Wired Controller Options
- Wi-Fi Included
- Low Ambient Cooling Based on Outdoor Unit Performance
- Low Ambient Heating Based on Outdoor Unit Performance
- Coil (Indoor) Copper Tube / Aluminum Fin
- Blue Colored Fin - 500 Hrs Salt Spray Tested

SPECIFICATIONS, FEATURES & FUNCTION SUMMARY

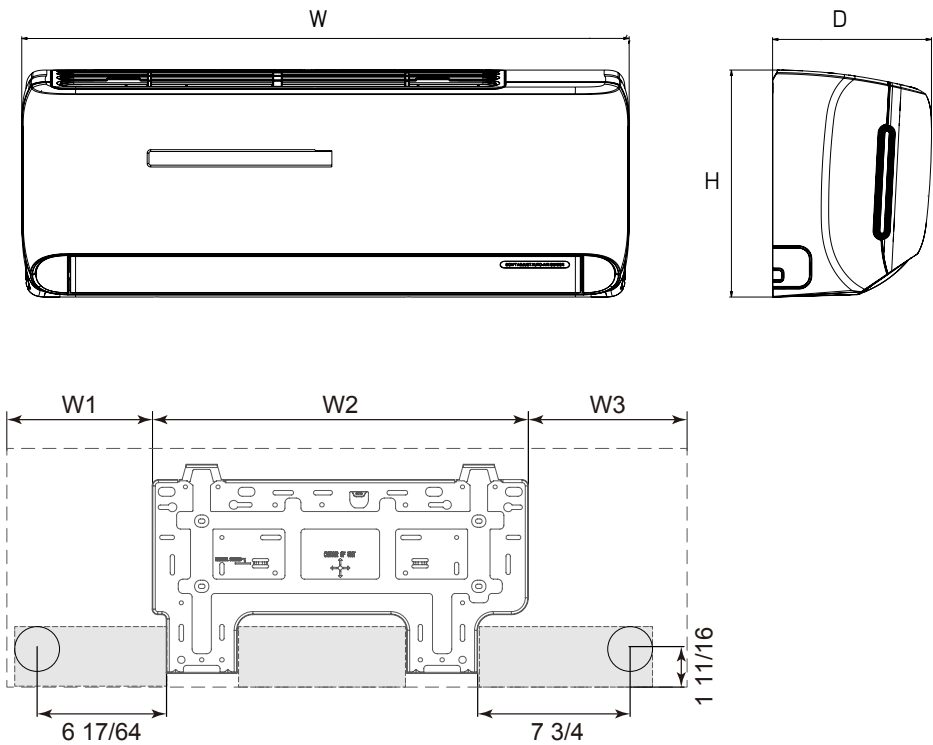
SYSTEM TYPE			HEAT PUMP	FEATURES & FUNCTIONS SUMMARY	
Indoor Model			LIV12HP230V1R32AH	Wired Controller Interface	Yes
SYSTEM PERFORMANCE				WiFi Included	Yes
Cooling Capacity	Nominal	Btu/h	12,000	Indoor Fan Type	Crossflow
	Rated Capacity @95°F	Btu/h		Multi Fan Speeds	7 Speeds
Heating Capacity	Nominal	Btu/h	12,000	Indoor Unit Display	Yes
	Rated Capacity @47°F	Btu/h		Auxiliary Electrical Heater	No
	Rated Capacity @17°F	Btu/h		Ventilation (Outdoor Air)	No
	Rated Capacity @5°F	Btu/h		REMOTE CONTROLLER FUNCTIONS	
SEER2			System Performance Based on the Connected Outdoor Unit Performance	Auto Mode	Yes
EER2				Auto Fan	Yes
HSPF2				Auto Swing (Horizontal Auto Swing)	Yes
COP @5°F				Auto Swing (Vertical Auto Swing)	Yes
Cooling Temperature Range		°F		Clock on Remote Controller	Yes
Heating Temperature Range		°F		Dry Mode	Yes
Refrigerant Type			R32	Dry Anti-Mildew (X-Fan) Mode	Yes
INDOOR UNIT			LIV12HP230V1R32AH	Energy Saving Mode	Yes
Air flow (Min - Max)		CFM	182 - 424	Dirty Filter Alert	No
Sound Pressure Level (Min - Max)		dB(A)	27 - 47	I Feel Function	Yes
Dehumidification		pt/hr	2.96	Lock on Remote Controller	Yes
External Dimensions (W x H x D)		in	32-7/8 x 10-53/64 x 7-7/8	Quiet Mode	Yes
Package Dimension (W x H x D)		in	35-15/64 x 13-37/64 x 10-43/64	Room Temperature Display	Yes
Net Weight		lbs	19.8	Sleep Mode	Yes
Gross Weight		lbs	24.3	Timer Mode	Yes
REFRIGERANT PIPING				Turbo Mode	Yes
Line Set Sized by the Indoor Unit (Liquid - Gas) - Flared Connections		in	1/4 - 3/8	Display On/Off Control	Yes
ELECTRICAL				Freeze Guard Mode (46°F)	Yes
Power Supply			208-230V / 1Ph / 60Hz (Powered by the Outdoor Unit)	Display On/Off Control	Yes

DIMENSIONS & CLEARANCES

INDOOR UNIT

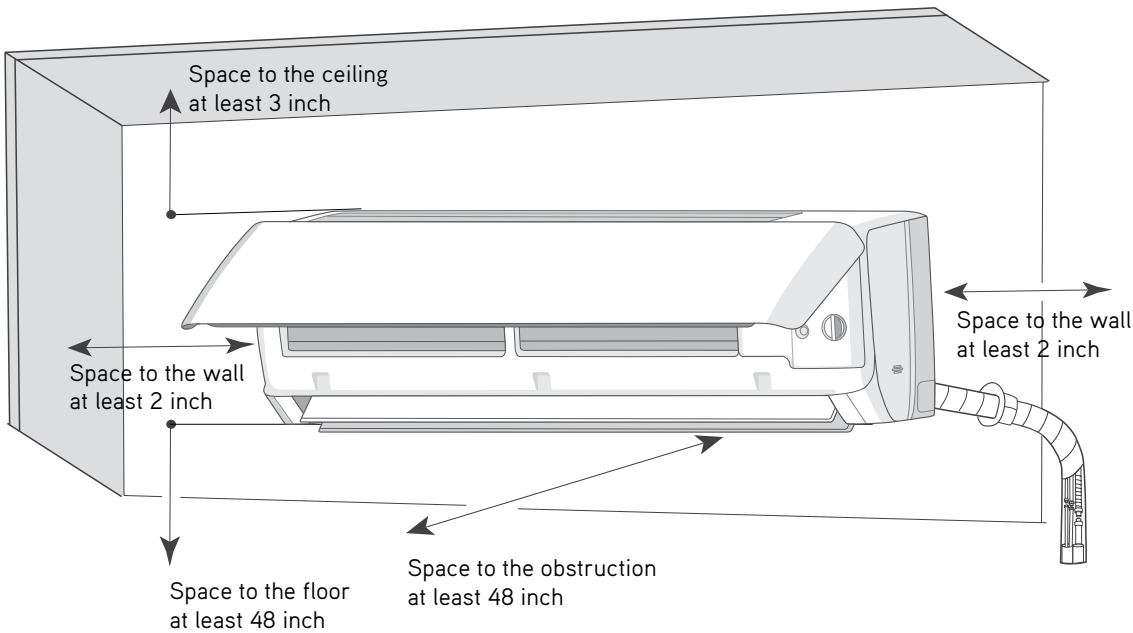
Unit: inch

LIV12HP230V1R32AH	
DIMENSIONS	
W	32 7/8
H	10 53/64
D	7 7/8
W1	7 1/64
W2	18 3/16
W3	7 43/64



INDOOR UNIT

Minimum clearance



Specifications are subject to change without notice. Manufacturer reserves the right to discontinue or modify specifications or designs without notice or without incurring obligations. All Rights reserved.