



GMV-SPK1

INSTALLATION MANUAL

MULTIPRO SINGLE POINT POWER KIT

COMPATIBLE MODELS:

GMV-24WL/(A)C-T(U)
GMV-28WL/(A)C-T(U)
GMV-36WL/(A)C-T(U)
GMV-48WL/(A)C-T(U)
GMV-60WL/(A)C-T(U)

Thank you for choosing our product.
Please read this Installation & Owner's Manual carefully before
operation and retain it for future reference.

If you lose this Manual, please contact your local distributor
visit www.greecomcomfort.com/resources now to download an
file the electronic version.

ATTENTION INSTALLING PERSONNEL

Prior to installation, thoroughly familiarize yourself with this Installation Manual. Observe all safety warnings. During installation or repair, caution is to be observed

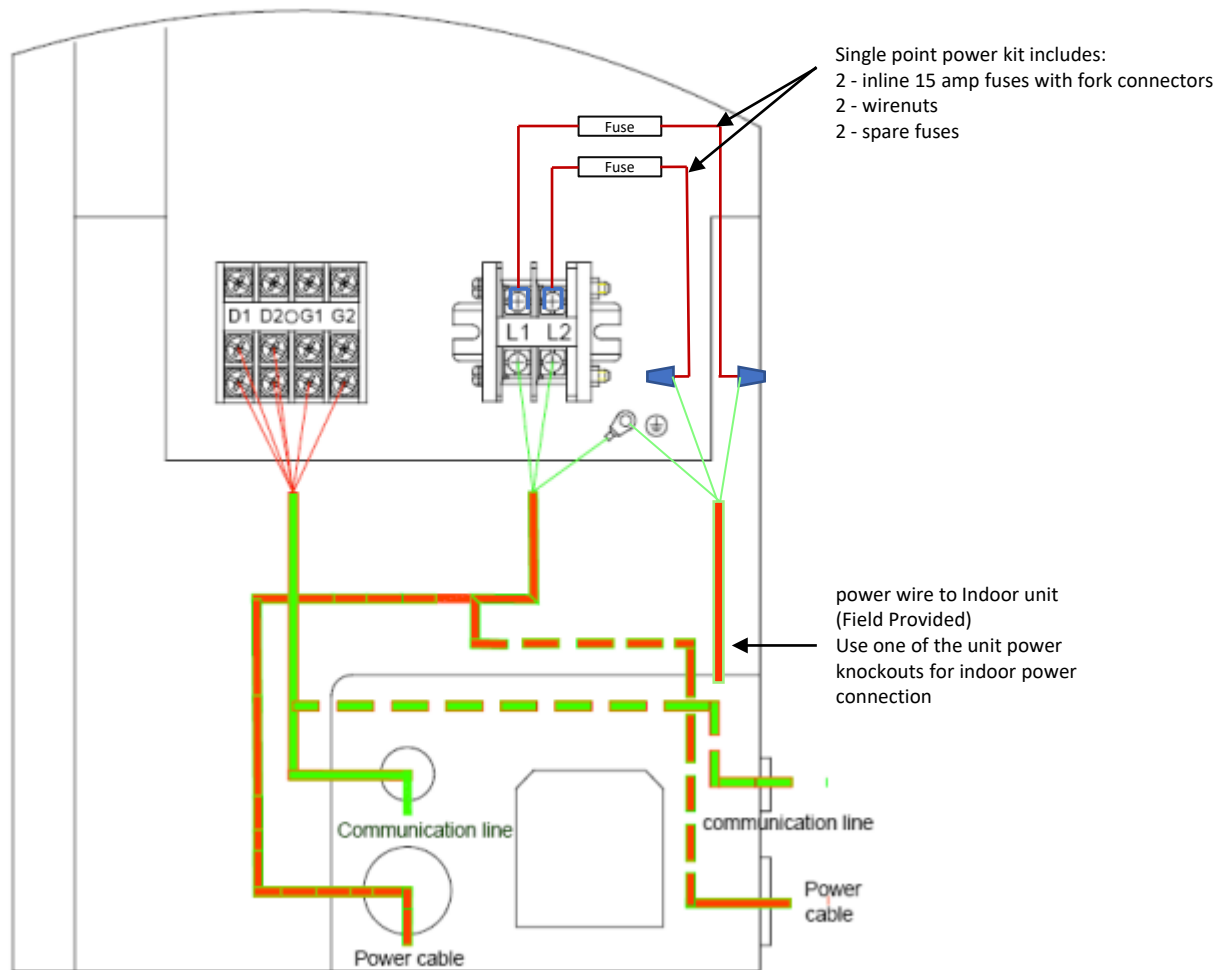
It is your responsibility to install the product safely and to educate the customer on its safe use

CAUTIONS

- ENSURE THAT ALL POWER IS DISCONNECTED PRIOR TO ATTEMPTING INSTALLATION OF THIS KIT.
- A MEANS OF STRAIN RELIEF AND CONDUCTOR PROTECTION MUST BE PROVIDED AT THE SUPPLY WIRE ENTRANCE INTO CABINET.
- USE COPPER CONDUCTORS ONLY
- INSTALLATION MUST FOLLOW NATIONAL ELECTRIC CODE AND OTHER APPLICABLE CODES
- THIS KIT SHOULD NEVER BE USED TO POWER AUXILLARY HEATERS AND SHOULD ONLY BE USED TO POWER THE INDOOR UNITS.

IF THIS APPLIANCE IS INSTALLED IN AN ENCLOSED AREA SUCH AS A GARAGE OR UTILITY ROOM WITH ANY CARBON MONOXIDE PRODUCING APPLIANCE, ENSURE THE AREA IS PROPERLY VENTILATED


1. Remove the front panel from the outdoor unit and electrical box cover as shown in outdoor unit installation manual.
2. Use the wiring diagram below for reference during installation




Control wire and power wire should be run in separately to avoid communication interference

Outdoor unit MCA and MOCP values do not need to be adjusted when using this kit

3. Install fork connectors on inline fuse to L1 and L2 as shown



4. Using wire nuts, attach power wire to indoor units to inline fuses. Connect ground wire to to indoor units to ground connection on outdoor unit as shown.





U.S. CONTACT INFORMATION TRADEWINDS, LLC

E-mail: info@twclimate.com

Contractor Support: 888-850-7928 | Mon-Fri 8 AM - 5 PM EDT

G R E E C O M F O R T . C O M