




SUBMITTAL DATA

SAP09HP230V1R32AH for Use with Multi R32
9000 BTU/H Wall Mounted Unit

Job Name	Location	Date
Purchaser	Engineer	
Submmited to	For	
Unit Designation	Schedule No.	

 <p>YBE1FB9F</p>	 <p>SAP09HP230V1R32AH</p>	 <p>XE71 (Optional)</p>
---	--	--

GENERAL FEATURES

- New R32 Refrigerant
- Elegant and Quiet Design
- Auto-Clean Function
- Wireless Remote with LCD Display
- Wired Controller Options
- Wi-Fi Included (Factory Installed)
- Low Ambient Cooling Based on Outdoor Unit Performance
- Low Ambient Heating Based on Outdoor Unit Performance
- Coil (Indoor) Copper Tube/Aluminum Fin with Anti-Corrosion Coil Coating (Blue Colored Fin - 500Hr Salt Spray Rating)

SPECIFICATIONS, FEATURES & FUNCTION SUMMARY

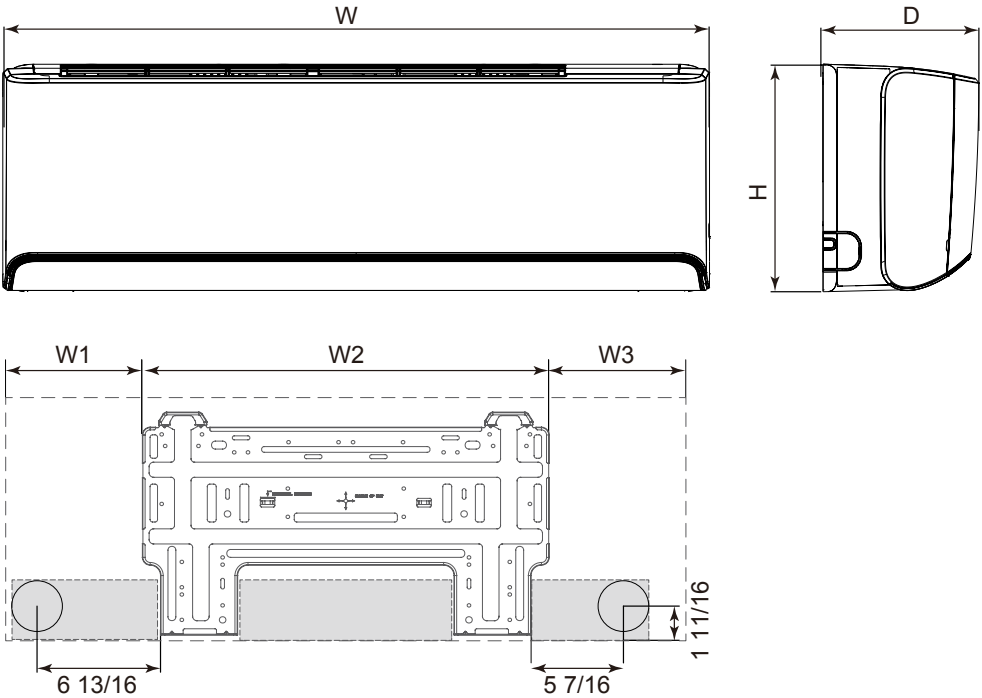
SYSTEM TYPE			HEAT PUMP	FEATURES & FUNCTIONS SUMMARY	
Indoor Model			SAP09HP230V1R32AH	Wired Controller Interface	Yes
SYSTEM PERFORMANCE					
Cooling Capacity	Nominal	Btu/h	9,100		
	Rated Capacity @95°F	Btu/h			
Heating Capacity	Nominal	Btu/h	10,600		
	Rated Capacity @47°F	Btu/h			
	Rated Capacity @17°F	Btu/h			
	Rated Capacity @5°F	Btu/h			
SEER2			System Performance Based on the Connected Outdoor Unit Performance	REMOTE CONTROLLER FUNCTIONS	
EER2				Auto Mode	
HSPF2				Auto Fan	
COP @5°F				Auto Swing (Horizontal Auto Swing)	
Cooling Temperature Range				Auto Swing (Vertical Auto Swing)	
Heating Temperature Range		°F		Clock on Remote Controller	
Refrigerant Type			R32	Dry Mode	
INDOOR UNIT			SAP09HP230V1R32AH		
Air flow (Min - Max)		CFM	265 - 506		
Sound Pressure Level (Min - Max)		dB(A)	23 - 42		
Dehumidification		pt/hr	1.69		
External Dimensions (W x H x D)		in	38-3/16 x 13-21/32 x 10-1/8		
Package Dimension (W x H x D)		in	40-7/16 x 13-11/32 x 16-1/2		
Net Weight		lbs	33.1		
Gross Weight		lbs	38.6		
REFRIGERANT PIPING					
Line Set Sized by the Indoor Unit (Liquid - Gas) - Flared Connections		in	1/4 - 1/2		
ELECTRICAL					
Power Supply			208-230V / 1Ph / 60Hz (Powered by the Outdoor Unit)		
				Dry Anti-Mildew (X-Fan) Mode	
				Energy Saving Mode	
				Dirty Filter Alert	
				Auto Clean	
				I Feel Function	
				Lock on Remote Controller	
				Quiet Mode	
				Room Temperature Display	
				Sleep Mode	
				4 Sleep Mode Options	
				Timer Mode	
				Turbo Mode	
				Display On/Off Control	
				Freeze Guard Mode	
				Humidity Control	

DIMENSIONS & CLEARANCES

INDOOR UNIT

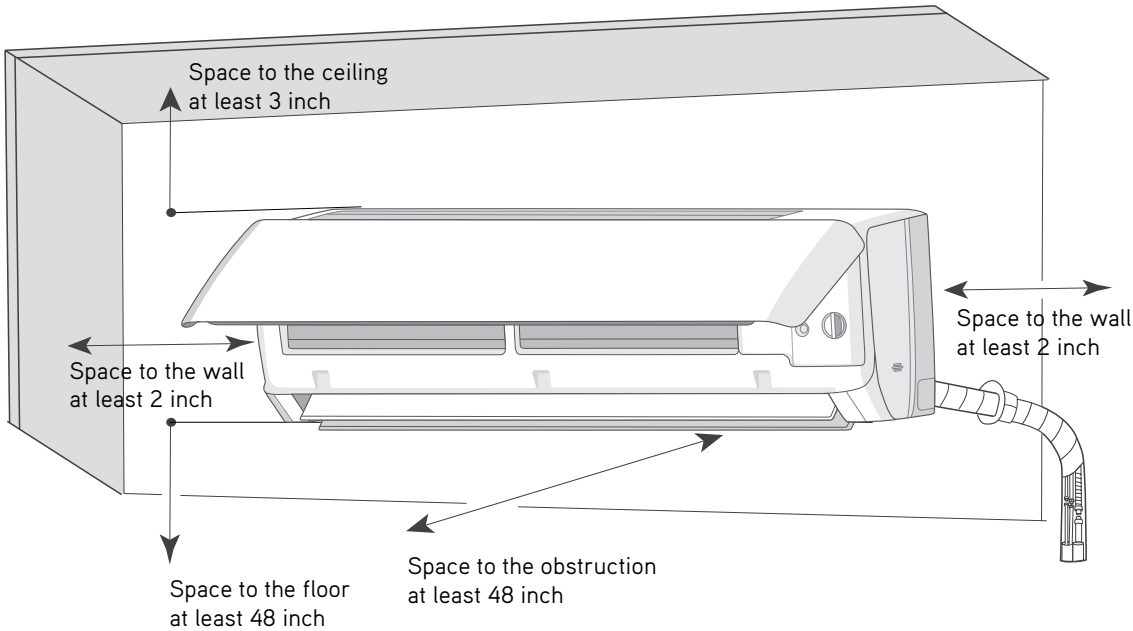
Unit: inch

SAP09HP230V1R32AH	
DIMENSIONS	
W	38 3/16
H	13 21/32
D	10 1/8
W1	8 5/64
W2	22 7/64
W3	8



INDOOR UNIT

Minimum clearence



Specifications are subject to change without notice. Manufacturer reserves the right to discontinue or modify specifications or designs without notice or without incurring obligations. All Rights reserved.