




SUBMITTAL DATA

SAP12HP230V1R32AH for Use with Multi R32
12000 BTU/H Wall Mounted Unit

Job Name	Location	Date
Purchaser	Engineer	
Submmited to	For	
Unit Designation	Schedule No.	

 <p>YBE1FB9F</p>	 <p>SAP12HP230V1R32AH</p>	 <p>XE71 (Optional)</p>
---	--	--

GENERAL FEATURES

- New R32 Refrigerant
- Elegant and Quiet Design
- Auto-Clean Function
- Wireless Remote with LCD Display
- Wired Controller Options
- Wi-Fi Included (Factory Installed)
- Low Ambient Cooling Based on Outdoor Unit Performance
- Low Ambient Heating Based on Outdoor Unit Performance
- Coil (Indoor) Copper Tube/Aluminum Fin with Anti-Corrosion Coil Coating (Blue Colored Fin - 500Hr Salt Spray Rating)

SPECIFICATIONS, FEATURES & FUNCTION SUMMARY

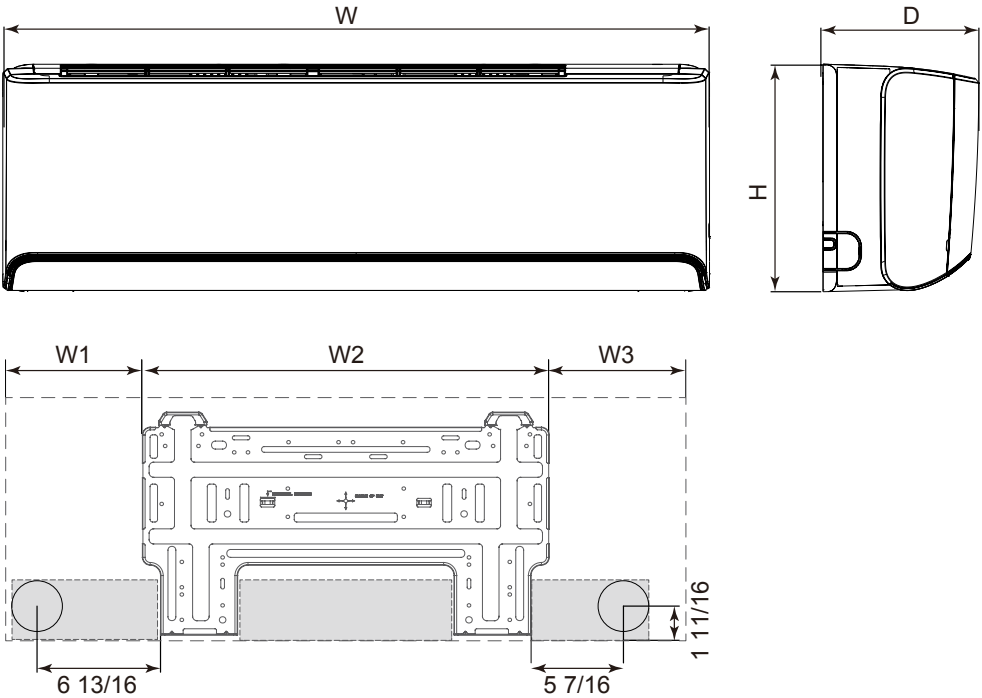
SYSTEM TYPE			HEAT PUMP	FEATURES & FUNCTIONS SUMMARY	
Indoor Model			SAP12HP230V1R32AH	Wired Controller Interface	Yes
SYSTEM PERFORMANCE				WiFi Included	Yes
Cooling Capacity	Nominal	Btu/h	12,000	Indoor Fan Type	Crossflow
	Rated Capacity @95°F	Btu/h		Multi Fan Speeds	7 Speeds
Heating Capacity	Nominal	Btu/h	12,200	Indoor Unit Display	Yes
	Rated Capacity @47°F	Btu/h		Auxiliary Electrical Heater	No
	Rated Capacity @17°F	Btu/h		Ventilation (Outdoor Air)	No
	Rated Capacity @5°F	Btu/h		REMOTE CONTROLLER FUNCTIONS	
SEER2			System Performance Based on the Connected Outdoor Unit Performance	Auto Mode	Yes
EER2				Auto Fan	Yes
HSPF2				Auto Swing (Horizontal Auto Swing)	Yes
COP @5°F				Auto Swing (Vertical Auto Swing)	Yes
Cooling Temperature Range		°F		Clock on Remote Controller	Yes
Heating Temperature Range		°F		Dry Mode	Yes
Refrigerant Type			R32	Dry Anti-Mildew (X-Fan) Mode	Yes
INDOOR UNIT			SAP12HP230V1R32AH	Energy Saving Mode	Yes
Air flow (Min - Max)		CFM	353 - 565	Dirty Filter Alert	Yes
Sound Pressure Level (Min - Max)		dB(A)	27- 43	Auto Clean	Yes
Dehumidification		pt/hr	2.96	I Feel Function	Yes
External Dimensions (W x H x D)		in	38-3/16 × 13-21/32 × 10-1/8	Lock on Remote Controller	Yes
Package Dimension (W x H x D)		in	40-7/16 × 13-11/32 × 16-1/2	Quiet Mode	Yes
Net Weight		lbs	33.1	Room Temperature Display	Yes
Gross Weight		lbs	38.6	Sleep Mode	Yes
REFRIGERANT PIPING				4 Sleep Mode Options	Yes
Line Set Sized by the Indoor Unit (Liquid - Gas) - Flared Connections		in	1/4 - 1/2	Timer Mode	Yes
ELECTRICAL				Turbo Mode	Yes
Power Supply			208-230V / 1Ph / 60Hz (Powered by the Outdoor Unit)	Display On/Off Control	Yes
				Freeze Guard Mode	No
				Humidity Control	Yes

DIMENSIONS & CLEARANCES

INDOOR UNIT

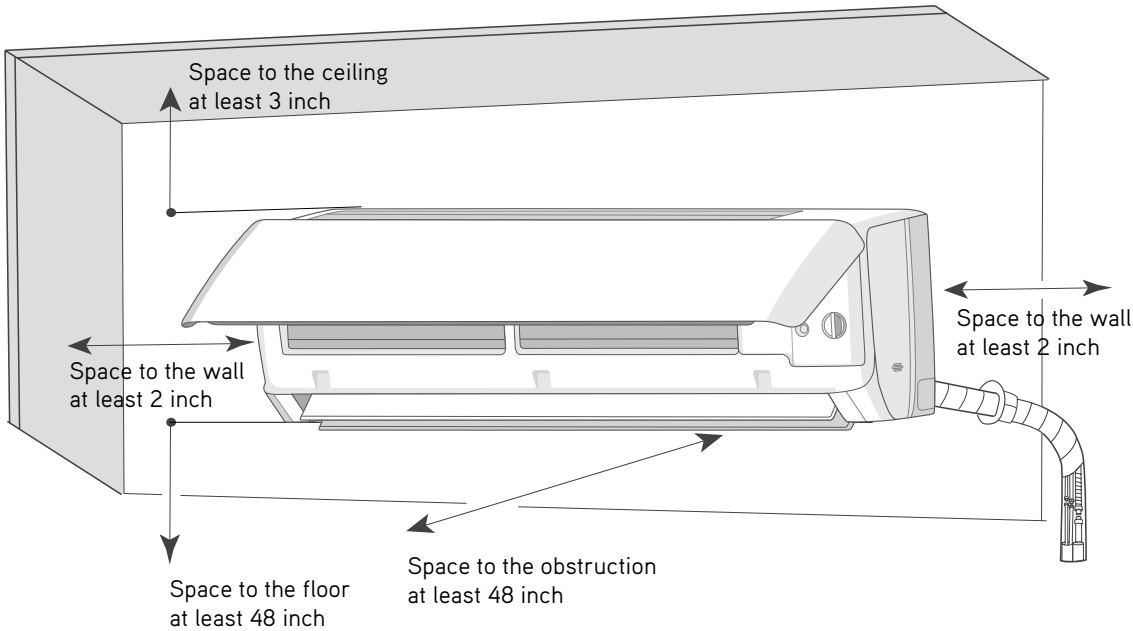
Unit: inch

SAP12HP230V1R32AH	
DIMENSIONS	
W	38 3/16
H	13 21/32
D	10 1/8
W1	8 5/64
W2	22 7/64
W3	8



INDOOR UNIT

Minimum clearance



Specifications are subject to change without notice. Manufacturer reserves the right to discontinue or modify specifications or designs without notice or without incurring obligations. All Rights reserved.