




## SUBMITTAL DATA

SAP24HP230V1R32AH for Use with Multi R32  
24000 BTU/H Wall Mounted Unit

Job Name	Location	Date
Purchaser	Engineer	
Submmited to	For	
Unit Designation	Schedule No.	

 <p>YBE1FB9F</p>	 <p>SAP24HP230V1R32AH</p>	 <p>XE71 (Optional)</p>
---	--	--

## GENERAL FEATURES

- New R32 Refrigerant
- Elegant and Quiet Design
- Auto-Clean Function
- Wireless Remote with LCD Display
- Wired Controller Options
- Wi-Fi Included (Factory Installed)
- Low Ambient Cooling Based on Outdoor Unit Performance
- Low Ambient Heating Based on Outdoor Unit Performance
- Coil (Indoor) Copper Tube/Aluminum Fin with Anti-Corrosion Coil Coating (Blue Colored Fin - 500Hr Salt Spray Rating)

## SPECIFICATIONS, FEATURES & FUNCTION SUMMARY

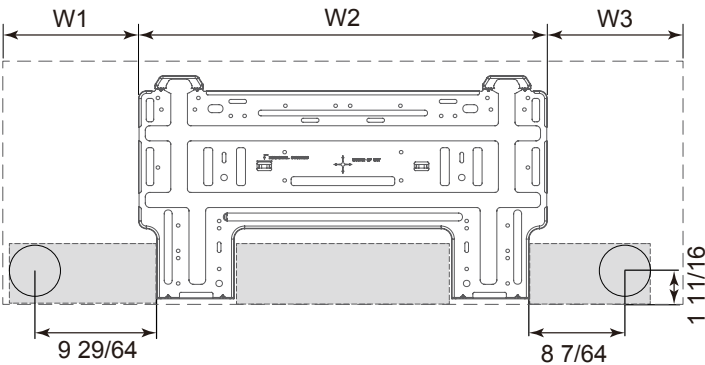
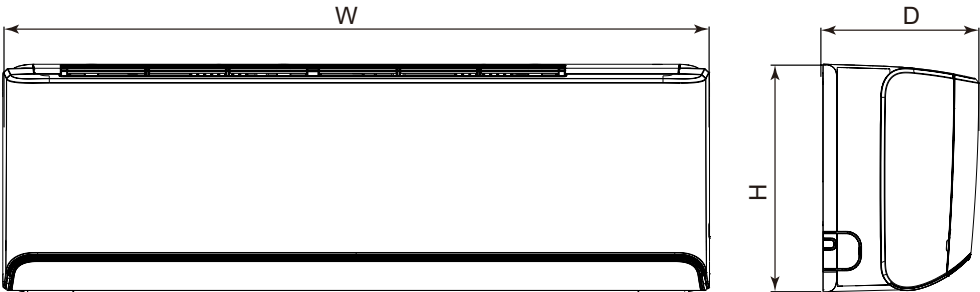
SYSTEM TYPE			HEAT PUMP	FEATURES & FUNCTIONS SUMMARY		
Indoor Model			SAP24HP230V1R32AH	Wired Controller Interface	Yes	
SYSTEM PERFORMANCE				WiFi Included	Yes	
Cooling Capacity	Nominal	Btu/h	22,000		Indoor Fan Type	Crossflow
	Rated Capacity @95°F	Btu/h			Multi Fan Speeds	7 Speeds
Heating Capacity	Nominal	Btu/h	24,000		Indoor Unit Display	Yes
	Rated Capacity @47°F	Btu/h			Auxiliary Electrical Heater	No
	Rated Capacity @17°F	Btu/h			Ventilation (Outdoor Air)	No
	Rated Capacity @5°F	Btu/h			REMOTE CONTROLLER FUNCTIONS	
SEER2			System Performance Based on the Connected Outdoor Unit Performance	Auto Mode	Yes	
EER2				Auto Fan	Yes	
HSPF2				Auto Swing (Horizontal Auto Swing)	Yes	
COP @5°F				Auto Swing (Vertical Auto Swing)	Yes	
Cooling Temperature Range		°F		Clock on Remote Controller	Yes	
Heating Temperature Range		°F		Dry Mode	Yes	
Refrigerant Type			R32		Dry Anti-Mildew (X-Fan) Mode	Yes
INDOOR UNIT			SAP24HP230V1R32AH		Energy Saving Mode	Yes
Air flow (Min - Max)		CFM	353 - 765		Dirty Filter Alert	Yes
Sound Pressure Level (Min - Max)		dB(A)	36 - 53		Auto Clean	Yes
Dehumidification		pt/hr	7.40		I Feel Function	Yes
External Dimensions (W x H x D)		in	43-45/64 × 13-21/32 × 10-1/8		Lock on Remote Controller	Yes
Package Dimension (W x H x D)		in	45-55/64 × 13-21/32 × 16-1/2		Quiet Mode	Yes
Net Weight		lbs	39.7		Room Temperature Display	Yes
Gross Weight		lbs	46.3		Sleep Mode	Yes
REFRIGERANT PIPING				4 Sleep Mode Options	Yes	
Line Set Sized by the Indoor Unit (Liquid - Gas) - Flared Connections		in	1/4 - 5/8		Timer Mode	Yes
ELECTRICAL				Turbo Mode	Yes	
Power Supply			208-230V / 1Ph / 60Hz (Powered by the Outdoor Unit)		Display On/Off Control	Yes
				Freeze Guard Mode	No	
				Humidity Control	Yes	

DIMENSIONS & CLEARANCES

INDOOR UNIT

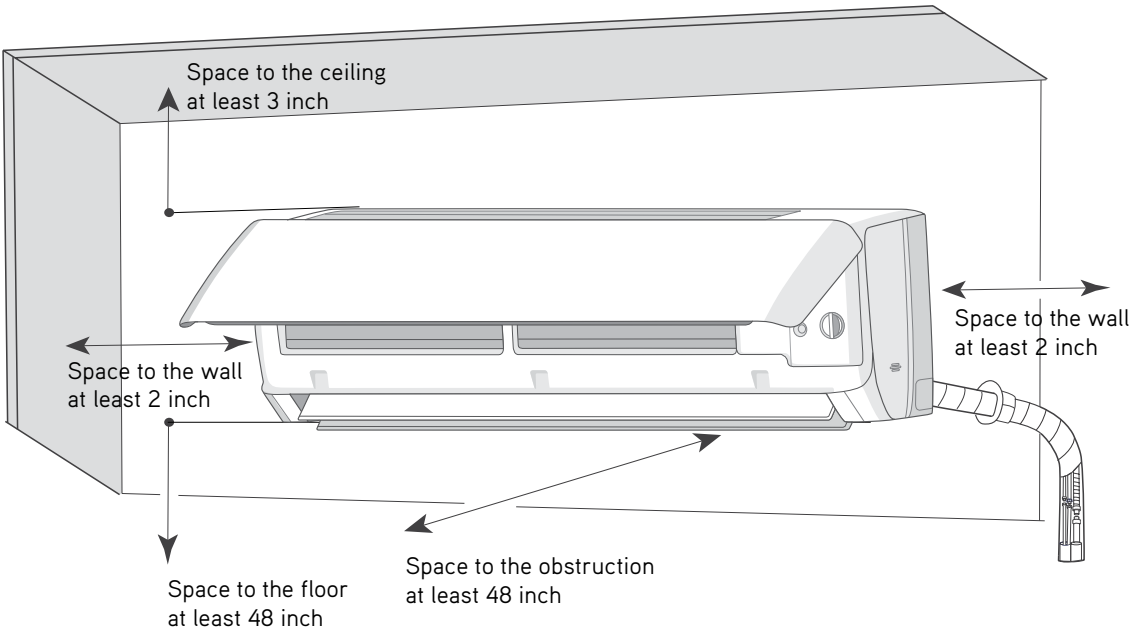
Unit: inch

SAP24HP230V1R32AH	
DIMENSIONS	
W	43 45/64
H	13 21/32
D	10 1/8
W1	10 27/32
W2	22 7/64
W3	10 3/4



INDOOR UNIT

Minimum clearance



Specifications are subject to change without notice. Manufacturer reserves the right to discontinue or modify specifications or designs without notice or without incurring obligations. All Rights reserved.