






## SUBMITTAL DATA

VIR24HP230V1R32AH for Use with Multi R32  
24000 BTU/H Wall Mounted Unit

|                  |              |      |
|------------------|--------------|------|
| Job Name         | Location     | Date |
| Purchaser        | Engineer     |      |
| Submmited to     | For          |      |
| Unit Designation | Schedule No. |      |

|   |  |   |
|---|--|---|
|  |  |  |
| YBE1FBF   | VIR24HP230V1R32AH  | XE71 (Optional)   |

## GENERAL FEATURES

- Auto-Clean Function
- Wireless Remote with LCD Display
- Wired Controller Options
- New R32 Refrigerant
- Wi-Fi Included (Factory Installed)
- Low Ambient Cooling Based on Outdoor Unit Performance
- Low Ambient Heating Based on Outdoor Unit Performance
- Coil (Indoor) Copper Tube / Aluminum Fin
- Blue Colored Fin - 500 Hrs Salt Spray Tested

## SPECIFICATIONS, FEATURES & FUNCTION SUMMARY

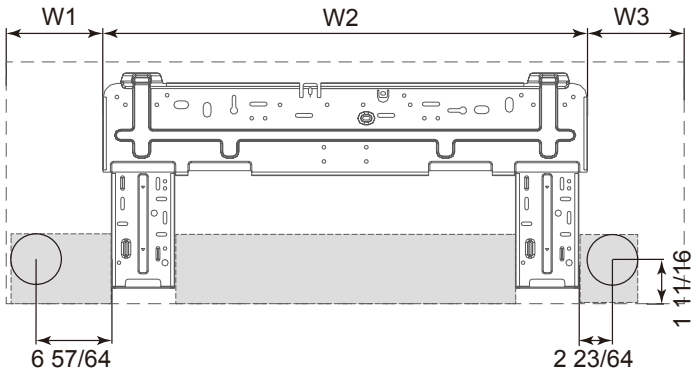
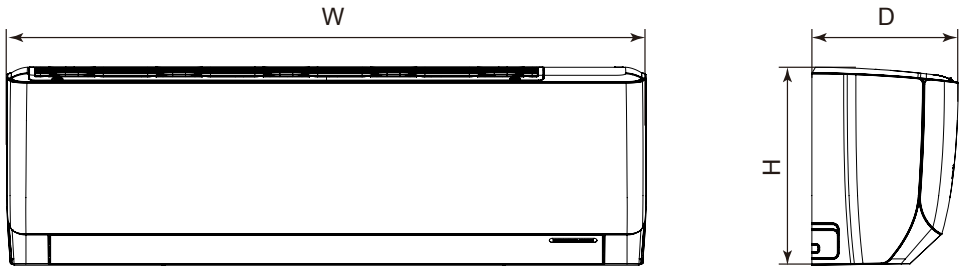
| SYSTEM TYPE   |                      |       | HEAT PUMP  |  | FEATURES & FUNCTIONS SUMMARY       |           |
|---|----------------------|-------|--|--|------------------------------------|-----------|
| Indoor Model  |                      |       | VIR24HP230V1R32AH  |  | Wired Controller Interface         | Yes       |
| SYSTEM PERFORMANCE  |                      |       |  |  | WiFi Included                      | Yes       |
| Cooling Capacity  | Nominal              | Btu/h | 22,000   |  | NEW! Easy Service Access           | Yes       |
|   | Rated Capacity @95°F | Btu/h |  |  | Indoor Fan Type                    | Crossflow |
| Heating Capacity  | Nominal              | Btu/h | 24,000   |  | Multi Fan Speeds                   | 7 Speeds  |
|   | Rated Capacity @47°F | Btu/h |  |  | Indoor Unit Display                | Yes       |
|   | Rated Capacity @17°F | Btu/h |  |  | Auxiliary Electrical Heater        | No        |
|   | Rated Capacity @5°F  | Btu/h |  |  | Ventilation (Outdoor Air)          | No        |
| SEER2   |                      |       | System Performance Based on the Connected Outdoor Unit Performance |  | REMOTE CONTROLLER FUNCTIONS        |           |
| EER2  |                      |       |  |  | NEW! Auto Clean                    | Yes       |
| HSPF2   |                      |       |  |  | Auto Mode                          | Yes       |
| COP @5°F  |                      |       |  |  | Auto Fan                           | Yes       |
| Cooling Temperature Range   |                      | °F    |  |  | Auto Swing (Horizontal Auto Swing) | Yes       |
| Heating Temperature Range   |                      | °F    | Auto Swing - 180° (Vertical Auto Swing)                            |  | Yes                                |           |
| Refrigerant Type  |                      |       | R32  |  | Clock                              | Yes       |
| INDOOR UNIT   |                      |       | VIR24HP230V1R32AH  |  | Dry Mode                           | Yes       |
| Air flow (Min - Max)  |                      | CFM   | 383 - 736  |  | Dry Anti-Mildew (X-Fan) Mode       | Yes       |
| Sound Pressure Level (Min - Max)                                      |                      | dB(A) | 34 - 52  |  | Energy Saving Mode                 | Yes       |
| Dehumidification  |                      | pt/hr | 4.23   |  | Dirty Filter Alert                 | Yes       |
| External Dimensions (W x H x D)                                       |                      | in    | 42-21/64 x 13-7/64 x 9-11/16                                       |  | Fan Speed Control                  | Yes       |
| Package Dimension (W x H x D)   |                      | in    | 44-39/64 x 16-19/64 x 13-7/64                                      |  | I Feel Function                    | Yes       |
| Net Weight  |                      | lbs   | 35.3   |  | Privacy Lock                       | Yes       |
| Gross Weight  |                      | lbs   | 41.9   |  | Quiet Mode                         | Yes       |
| REFRIGERANT PIPING  |                      |       |  |  | Room Temperature Display           | Yes       |
| Line Set Sized by the Indoor Unit (Liquid - Gas) - Flared Connections |                      | in    | 1/4 - 5/8  |  | Sleep Mode                         | Yes       |
| ELECTRICAL  |                      |       |  |  | 3 Sleep Mode Options               | Yes       |
| Power Supply  |                      |       | 208-230V / 1Ph / 60Hz<br>(Powered by the Outdoor Unit)             |  | Timer Mode                         | Yes       |
|   |                      |       |  |  | Turbo Mode                         | Yes       |
|   |                      |       |  |  | Display On/Off Control             | Yes       |
|   |                      |       |  |  | Freeze Guard Mode                  | Yes       |
|   |                      |       |  |  | Power Failure Mode                 | Yes       |
|   |                      |       |  |  | Humidity Control                   | Yes       |

DIMENSIONS & CLEARANCES

INDOOR UNIT

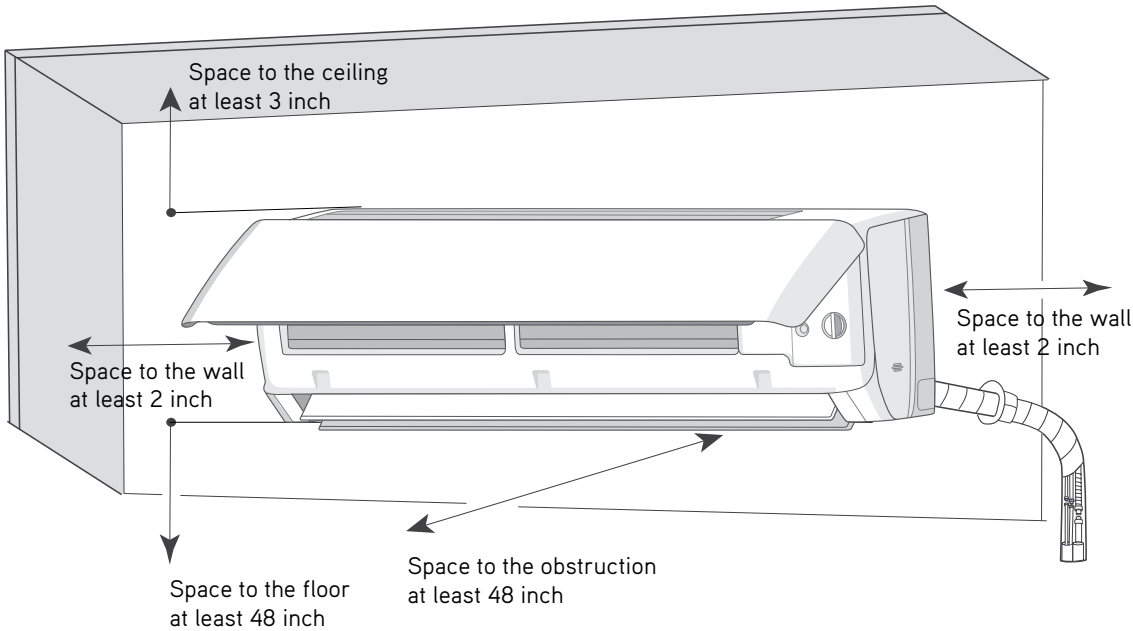
Unit: inch

| VIR24HP230V1R32AH |          |
|-------------------|----------|
| DIMENSIONS        |          |
| W                 | 42 21/64 |
| H                 | 13 7/64  |
| D                 | 9 11/16  |
| W1                | 7 7/32   |
| W2                | 27 55/64 |
| W3                | 7 1/4    |



INDOOR UNIT

Minimum clearance



Specifications are subject to change without notice. Manufacturer reserves the right to discontinue or modify specifications or designs without notice or without incurring obligations. All Rights reserved.